

DESCRIPTION

The ASI6614 and ASI6618 are professional PCI-Express sound cards designed for use in radio broadcast automation.

Providing up to 16 play streams that are mixed to 4 (ASI6614) or 8 (ASI6618) stereo outputs and up to 2 record streams fed from one stereo input, the ASI6614 and ASI6618 feature AudioScience's unique "anything to anywhere" mixing and routing.

The ASI6614 and ASI6618 provide both balanced analog and AES/EBU inputs and outputs. The maximum analog input and output level is +24dBu.

A choice of uncompressed PCM, MPEG layer 2 and MP3 is available for both recording and playback. All compression is handled by an on-board floating point DSP, allowing the host computer to focus on other tasks.

ASI6614 and ASI6618 functionality includes MRX™ multi-rate mixing technology that allows streams of different sample-rates and formats to be mixed digitally. TSX™ time scaling allows compression/expansion of any or all playback streams in real time with no change in pitch.

For emerging surround sound applications, SSX™ mode allows multichannel streams of up to 8 channels to be played and mixed.



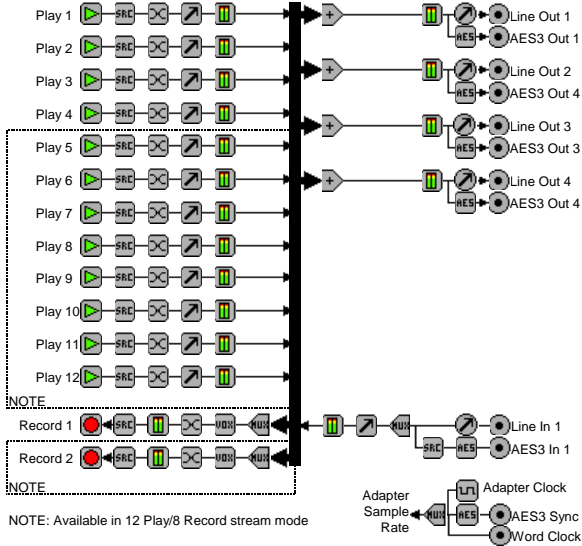
FEATURES

- 4 or 12 mono/stereo streams of playback into 4 stereo outputs (ASI6614)
- 8 or 16 mono/stereo streams of playback into 8 stereo outputs (ASI6618)
- 1 or 2 mono/stereo streams of record from 1 stereo input
- Formats include PCM, MPEG layer 2 and MP3 with sample rates to 96kHz
- MRX™ technology supports digital mixing of multiple stream formats and sample rates
- TSX™ time scaling allows compression/expansion of play streams by up to +/-20% with no pitch shift
- SSX™ mode for multichannel playback and mixing
- Balanced stereo analog inputs and outputs with levels to +24dBu
- 24bit ADC and DAC with 110dB DNR and 0.0015% THD+N
- AES/EBU inputs and outputs with sample rate converters on all inputs
- Dedicated AES/EBU and Word clock Sync input
- SoundGuard™ transient voltage suppression on all I/O
- Short length PCI card format (6.6 inches/168mm)
- Up to 4 cards in one system
- Windows 2000/XP/Server 2003/Vista and Linux software drivers available



ASI6614 BLOCK DIAGRAMS

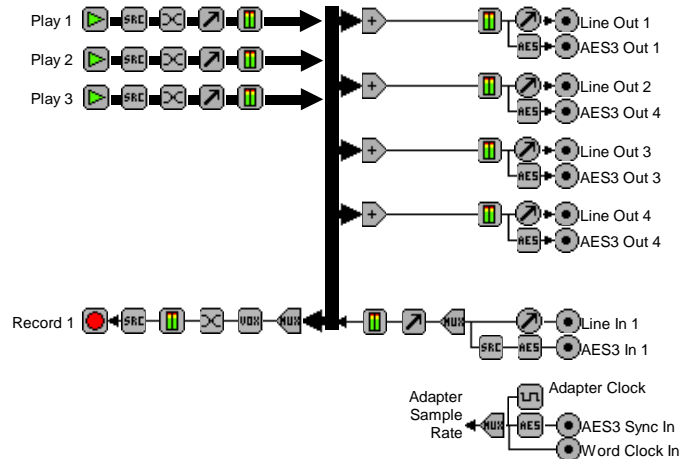
ASI6614



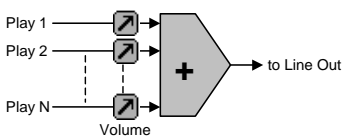
Key:

- Record Stream
- Play Stream
- Input/Output
- Volume
- Level
- Mixer
- Multiplexer
- AES/EBU Tx/Rx
- Meter
- Sample Rate Converter
- Channel Mode
- Clock Source

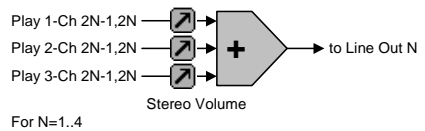
ASI6614 – SSX Multi Channel Mode



ASI6614 Mixer – 4 and 12 Play Mode

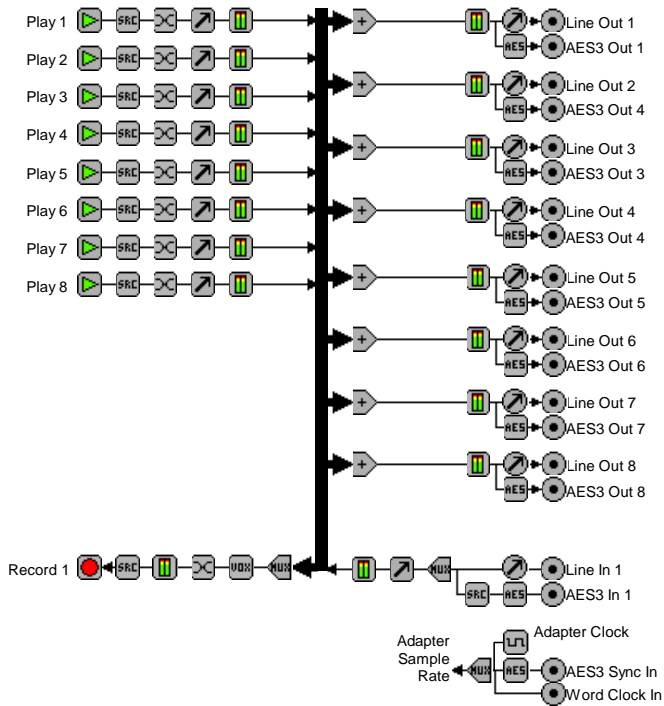


ASI6614 Mixer – SSX Mode

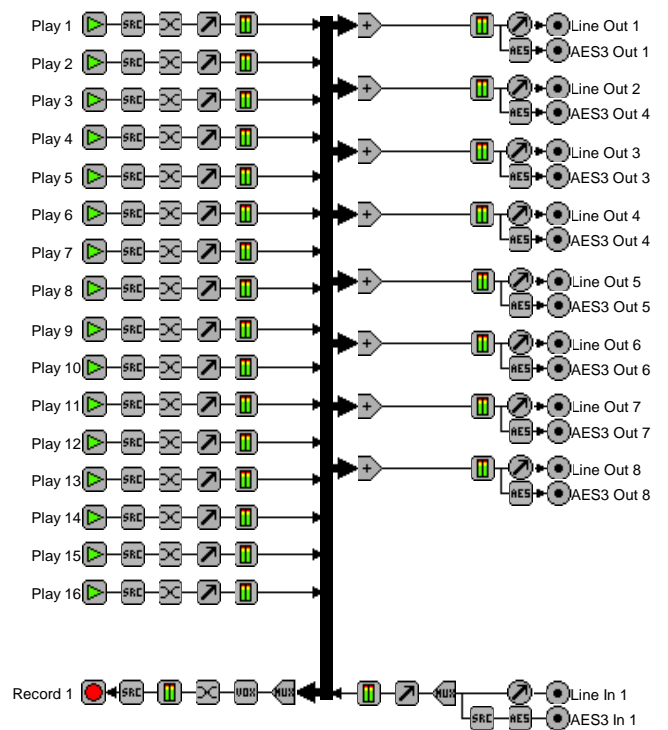


ASI6618 BLOCK DIAGRAMS

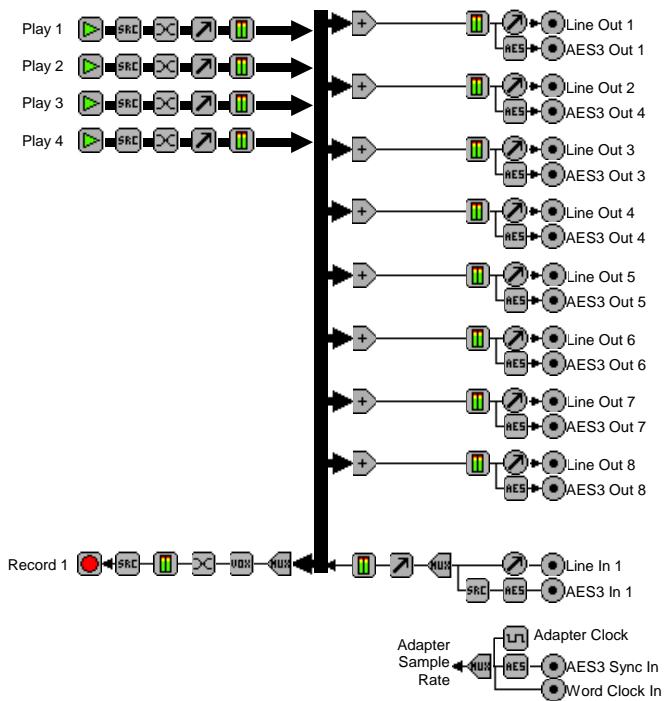
ASI6618 – 8 Play Mode



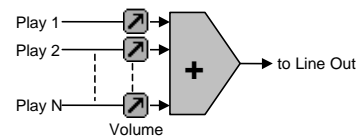
ASI6618 – 16 Play Mode



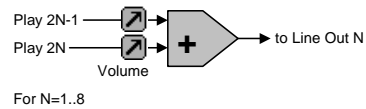
ASI6618 – SSX Multi Channel Mode



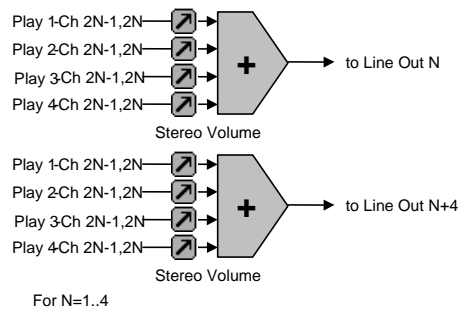
ASI6618 Mixer – 8 Play Mode



ASI6618 Mixer – 16 Play Mode



ASI6618 Mixer – SSX Mode



1. SPECIFICATIONS

ANALOG INPUT/OUTPUT

Type	Balanced
Connector	Mini50 (SCSI-II type)
Input Level	-10 to +24dBu in 0.5dBu steps
Input Impedance	10K ohms
A/D converter	24bit Over sampling
Output Level	-10 to +24dBu in 0.5dBu steps
D/A converter	24bit Over sampling
Load Impedance	600ohms or greater
Dynamic Range [1]	110dB (record or play)
THD+N [1]	0.0015% (record or play)
Frequency Response	20Hz to 20kHz +0/-0.2dB 20Hz to 40kHz +0/-3dB
Inter-channel Phase	<0.1 degrees (record or play)
Inter-channel Crosstalk	>110dB (record or play)

DIGITAL INPUT/OUTPUT

Type	AES/EBU (EIAJ CP-340 Type I / IEC-958 Professional)
Input/Output Impedance	110 ohms
Connector	Mini26 (SCSI-II type)
Sample Rates	32, 44.1, 48, 88.2 and 96kHz with sample rate converters on inputs

SAMPLE RATE CLOCK

Internal (Adapter)	32, 44.1 48, 88.2 and 96kHz
AES/EBU Sync In	32, 44.1 48, 88.2 and 96kHz on dedicated AES/EBU input
Word In	32, 44.1 48, 88.2 and 96kHz
Word Out	32, 44.1 48, 88.2 and 96kHz

SIGNAL PROCESSING

DSP	Texas Instruments TMS320C6713@300MHz
Memory	8MB
Audio Formats	8 bit unsigned PCM 16 bit signed PCM 32 bit floating point PCM MPEG-1 Layer 2 MPEG-1 Layer 3(MP3) (MPEG Layer-3 audio coding technology licensed from Fraunhofer IIS and THOMSON multimedia)

BREAKOUT CABLES (NOT INCLUDED)

Analogue	CBL1004: Mini 50 to Centronics 50 adapter CBL1044: Centronics 50 to 8 in and 8 out XLR (ASI6614) CBL1018: Centronics 50 to 2 in and 16 out XLR (ASI6618)
Digital	CBL1101: Mini 26 to Centronics 50 adapter CBL1144: Centronics 50 to 1 in, 4 out XLR, 1 BNC in, 1 BNC out (Word Clock) (ASI6614) CBL1118: Centronics 50 to 1 in, 8 out XLR, 1 BNC in, 1 BNC out (Word Clock). (ASI6618)

GENERAL

Bus	X1 PCI-Express.
Dimensions	PCI short-length form factor (6.6 inches/168mm long).
Weight	8 oz (227g) max
Operating Temperature	0C to 70C
Power Requirements	+3V@1.5A, +12V@275mA

[1] – Dynamic Range and THD+N measured using a +20dBu 1kHz sine wave sampled at 48kHz and A weighting filter.

2. ADAPTER MODES

The ASI6614 supports two adapter modes. A restart of the machine is required after selecting a new mode. The mode setting is saved on the adapter's EEPROM.

In ASIMixer, select the Mode by clicking on the appropriate setting in the Line Out 1 panel as shown below. In ASIControl, select the Mode by clicking on the adapter name in the left-hand side and selecting the appropriate setting from the Mode dropdown list on the right-hand side.



4-Play (default)

This mode supports 4 Play streams, 4 Record streams, and 4 Out streams with full mixing capabilities.

12-Play

This mode supports 12 Play streams, 8 Record streams, and 4 Out streams with full mixing capabilities.

<end>